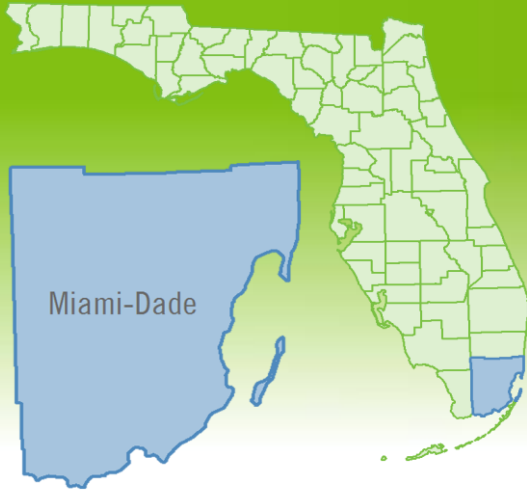


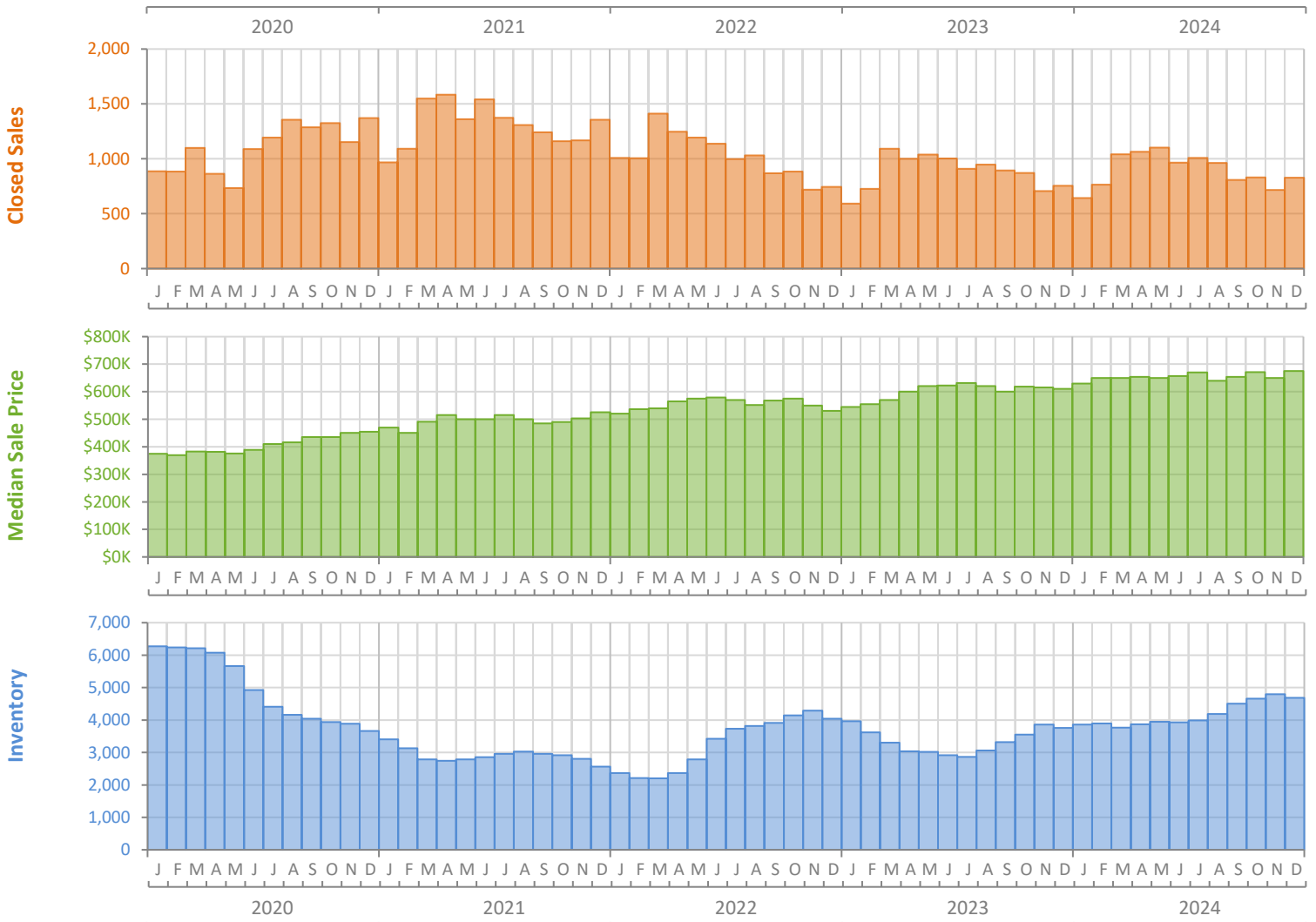
# Monthly Market Summary - December 2024

## Single-Family Homes

### Miami-Dade County



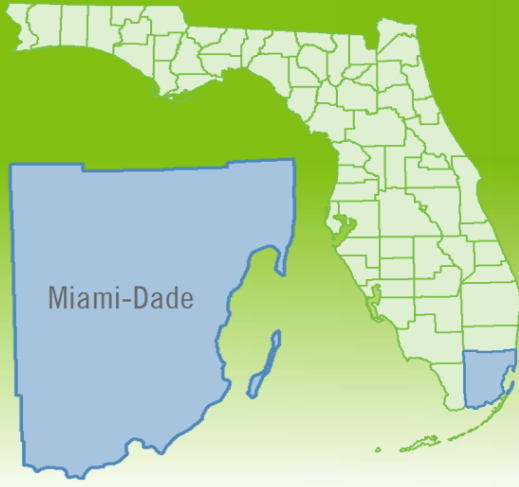
	December 2024	December 2023	Percent Change Year-over-Year
Closed Sales	829	754	9.9%
Paid in Cash	233	206	13.1%
Median Sale Price	\$675,000	\$610,000	10.7%
Average Sale Price	\$1,185,670	\$907,066	30.7%
Dollar Volume	\$982.9 Million	\$683.9 Million	43.7%
Med. Pct. of Orig. List Price Received	95.0%	96.1%	-1.1%
Median Time to Contract	43 Days	28 Days	53.6%
Median Time to Sale	83 Days	69 Days	20.3%
New Pending Sales	404	701	-42.4%
New Listings	1,086	984	10.4%
Pending Inventory	570	1,159	-50.8%
Inventory (Active Listings)	4,683	3,755	24.7%
Months Supply of Inventory	5.2	4.3	20.9%



# Monthly Distressed Market - December 2024

## Single-Family Homes

### Miami-Dade County



		December 2024	December 2023	Percent Change Year-over-Year
Traditional	Closed Sales	822	746	10.2%
	Median Sale Price	\$680,000	\$612,500	11.0%
Foreclosure/REO	Closed Sales	5	5	0.0%
	Median Sale Price	\$476,000	\$475,000	0.2%
Short Sale	Closed Sales	2	3	-33.3%
	Median Sale Price	\$631,000	\$237,500	165.7%

