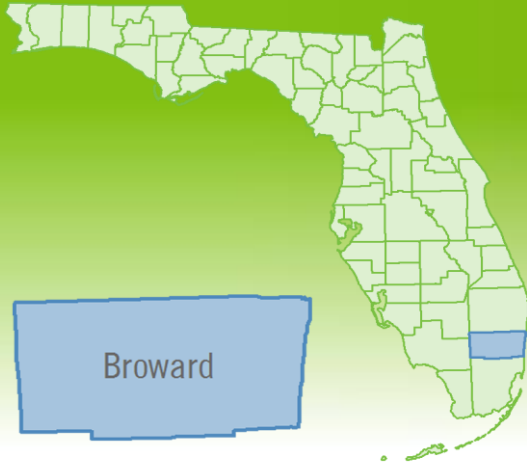


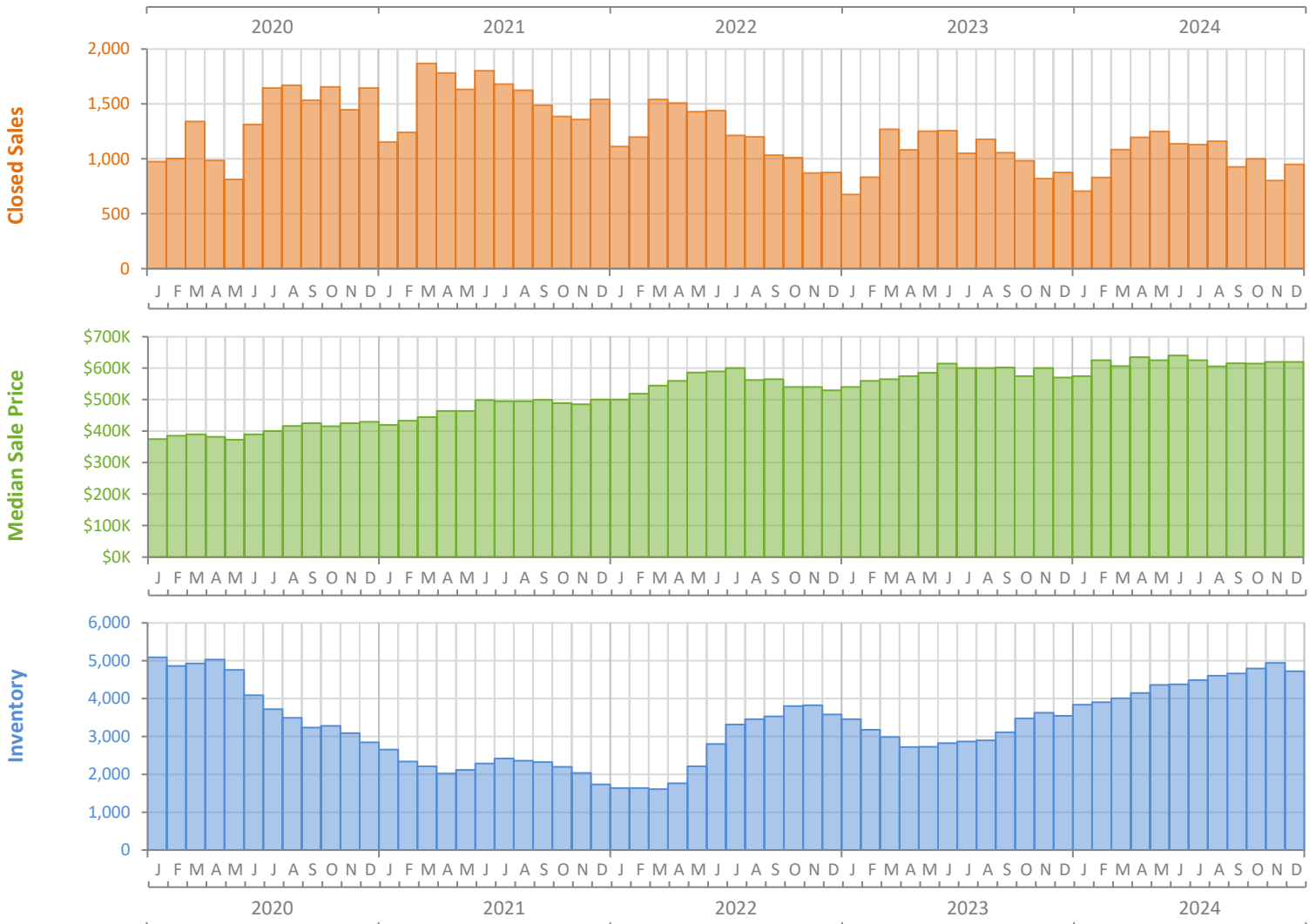
Monthly Market Summary - December 2024

Single-Family Homes

Broward County



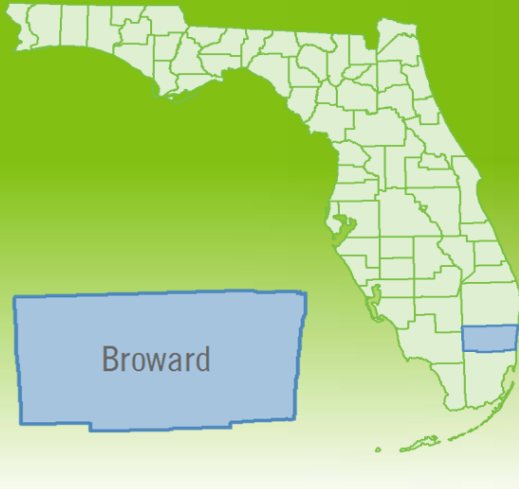
	December 2024	December 2023	Percent Change Year-over-Year
Closed Sales	950	876	8.4%
Paid in Cash	239	201	18.9%
Median Sale Price	\$620,000	\$570,000	8.8%
Average Sale Price	\$839,647	\$749,004	12.1%
Dollar Volume	\$797.7 Million	\$656.1 Million	21.6%
Med. Pct. of Orig. List Price Received	95.5%	96.4%	-0.9%
Median Time to Contract	40 Days	28 Days	42.9%
Median Time to Sale	76 Days	66 Days	15.2%
New Pending Sales	698	752	-7.2%
New Listings	1,105	1,004	10.1%
Pending Inventory	972	1,101	-11.7%
Inventory (Active Listings)	4,719	3,543	33.2%
Months Supply of Inventory	4.6	3.4	35.3%



Monthly Distressed Market - December 2024

Single-Family Homes

Broward County



		December 2024	December 2023	Percent Change Year-over-Year
Traditional	Closed Sales	937	868	7.9%
	Median Sale Price	\$620,000	\$570,000	8.8%
Foreclosure/REO	Closed Sales	12	5	140.0%
	Median Sale Price	\$510,000	\$538,000	-5.2%
Short Sale	Closed Sales	1	3	-66.7%
	Median Sale Price	\$2,200,000	\$133,000	1554.1%

