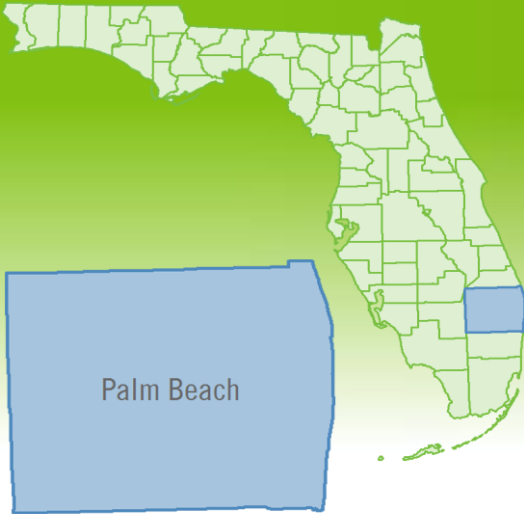


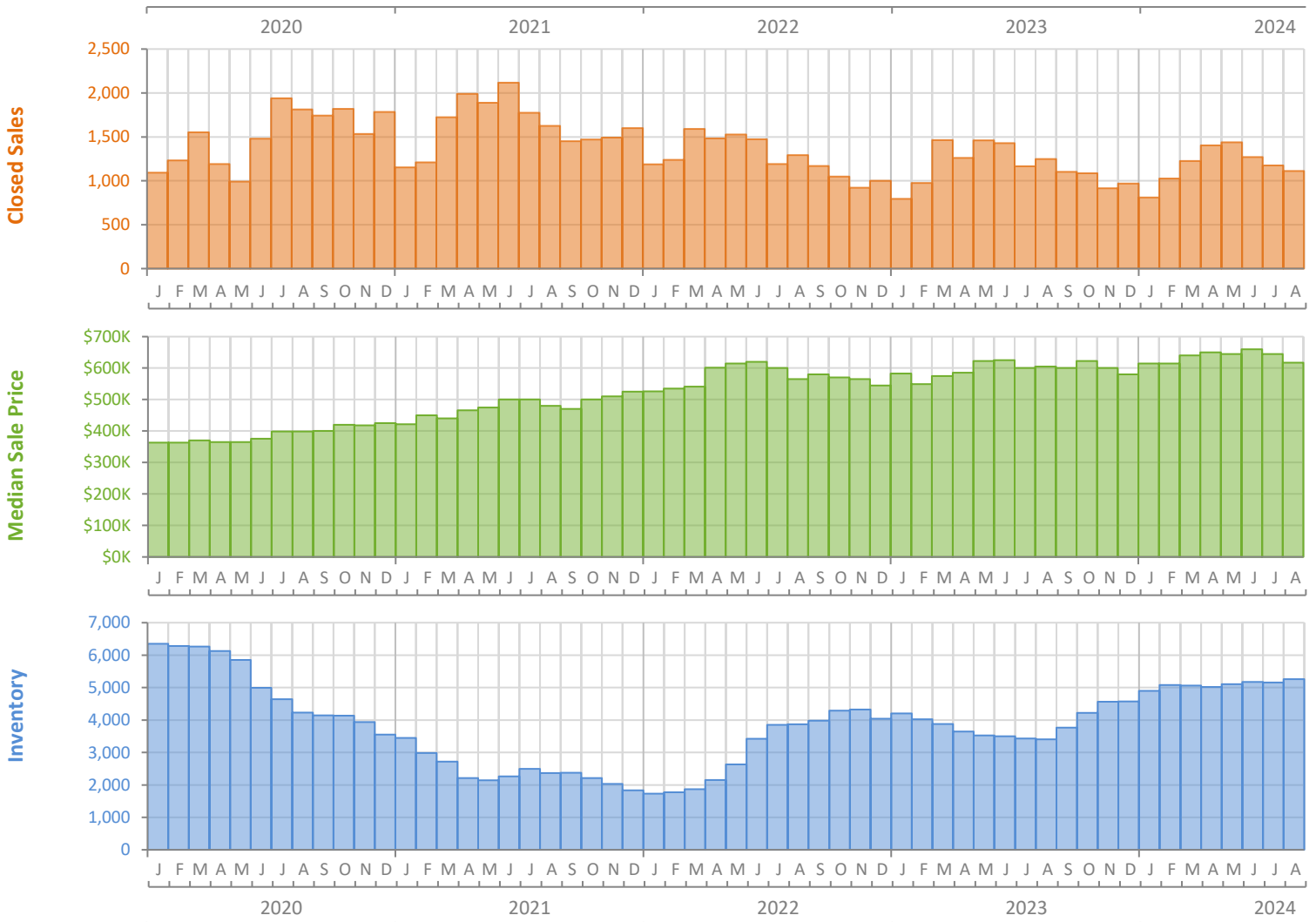
Monthly Market Summary - August 2024

Single-Family Homes

Palm Beach County



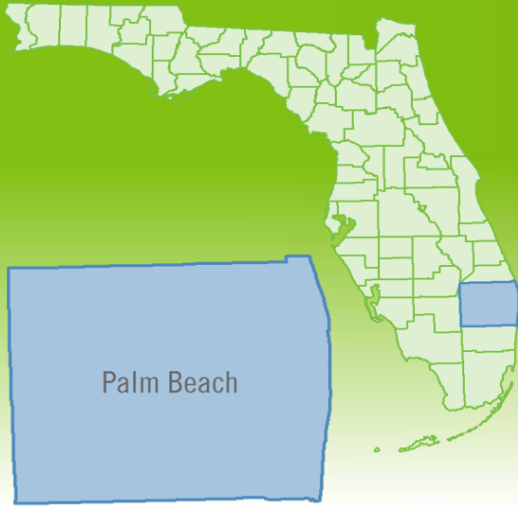
	August 2024	August 2023	Percent Change Year-over-Year
Closed Sales	1,113	1,249	-10.9%
Paid in Cash	456	534	-14.6%
Median Sale Price	\$617,500	\$605,000	2.1%
Average Sale Price	\$972,107	\$895,426	8.6%
Dollar Volume	\$1.1 Billion	\$1.1 Billion	-3.3%
Med. Pct. of Orig. List Price Received	94.1%	95.9%	-1.9%
Median Time to Contract	40 Days	24 Days	66.7%
Median Time to Sale	81 Days	70 Days	15.7%
New Pending Sales	1,102	1,197	-7.9%
New Listings	1,597	1,481	7.8%
Pending Inventory	1,536	1,748	-12.1%
Inventory (Active Listings)	5,257	3,405	54.4%
Months Supply of Inventory	4.7	2.9	62.1%



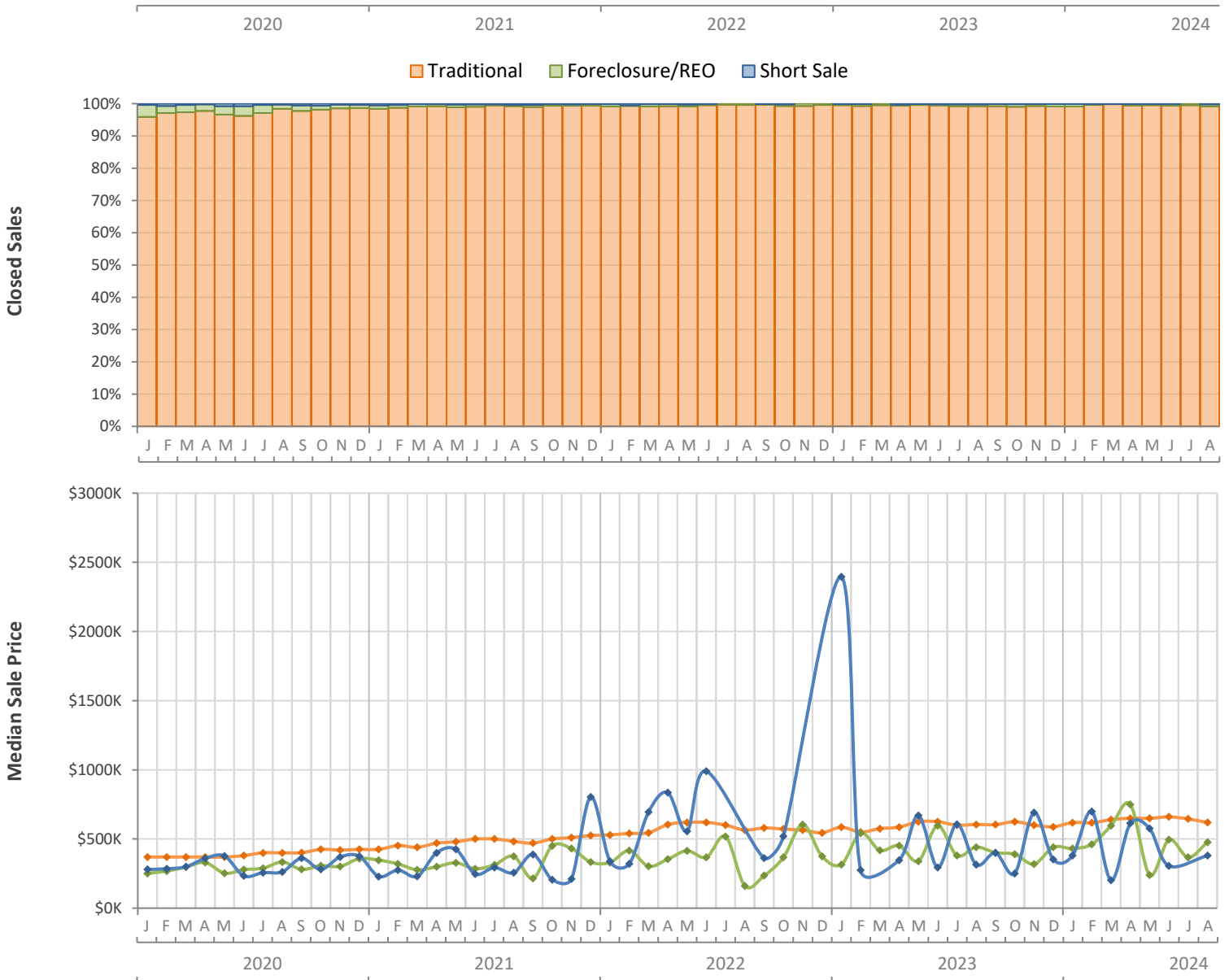
Monthly Distressed Market - August 2024

Single-Family Homes

Palm Beach County



		August 2024	August 2023	Percent Change Year-over-Year
Traditional	Closed Sales	1,103	1,239	-11.0%
	Median Sale Price	\$619,000	\$605,000	2.3%
Foreclosure/REO	Closed Sales	7	7	0.0%
	Median Sale Price	\$477,000	\$441,500	8.0%
Short Sale	Closed Sales	3	3	0.0%
	Median Sale Price	\$380,000	\$314,000	21.0%



Produced by Florida REALTORS® with data provided by Florida's multiple listing services. Statistics for each month compiled from MLS feeds on the 15th day of the following month. Data released on Thursday, September 19, 2024. Next data release is Wednesday, October 23, 2024.