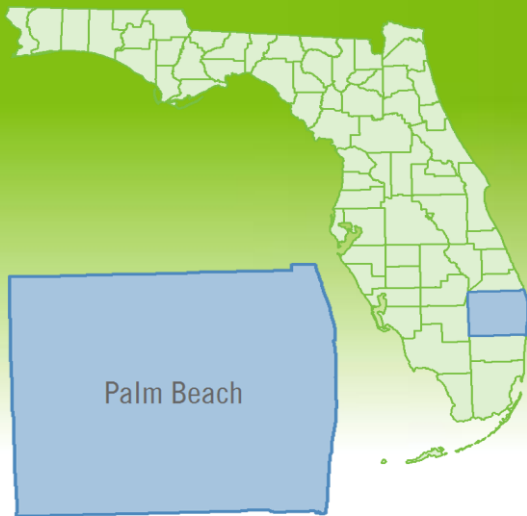


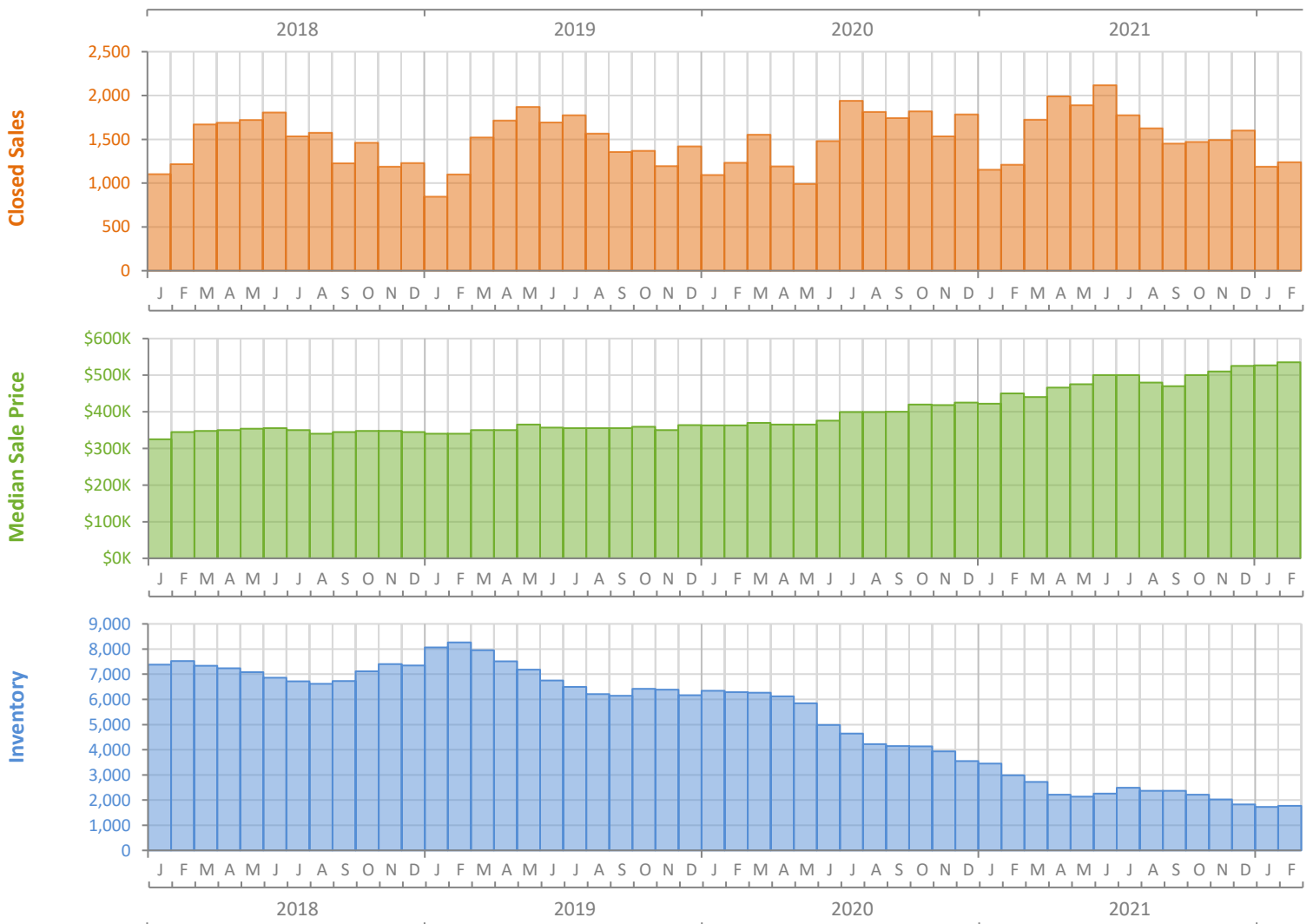
Monthly Market Summary - February 2022

Single-Family Homes

Palm Beach County



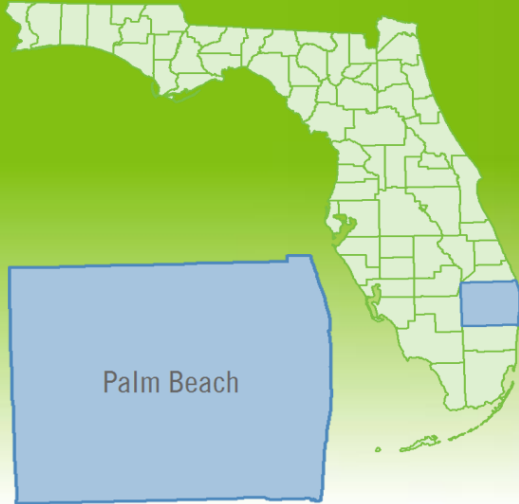
	February 2022	February 2021	Percent Change Year-over-Year
Closed Sales	1,237	1,211	2.1%
Paid in Cash	565	496	13.9%
Median Sale Price	\$535,000	\$450,000	18.9%
Average Sale Price	\$1,016,787	\$845,677	20.2%
Dollar Volume	\$1.3 Billion	\$1.0 Billion	22.8%
Med. Pct. of Orig. List Price Received	100.0%	96.6%	3.5%
Median Time to Contract	13 Days	30 Days	-56.7%
Median Time to Sale	55 Days	73 Days	-24.7%
New Pending Sales	1,534	1,975	-22.3%
New Listings	1,671	1,763	-5.2%
Pending Inventory	2,580	4,100	-37.1%
Inventory (Active Listings)	1,777	2,987	-40.5%
Months Supply of Inventory	1.1	2.0	-45.0%



Monthly Distressed Market - February 2022

Single-Family Homes

Palm Beach County



		February 2022	February 2021	Percent Change Year-over-Year
Traditional	Closed Sales	1,228	1,195	2.8%
	Median Sale Price	\$540,000	\$452,500	19.3%
Foreclosure/REO	Closed Sales	2	11	-81.8%
	Median Sale Price	\$416,250	\$320,000	30.1%
Short Sale	Closed Sales	7	5	40.0%
	Median Sale Price	\$320,000	\$275,000	16.4%

