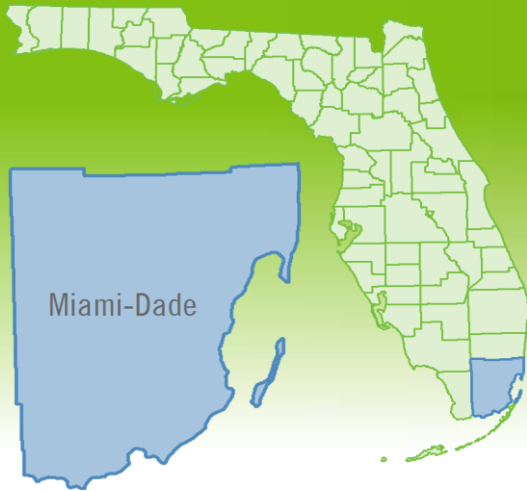


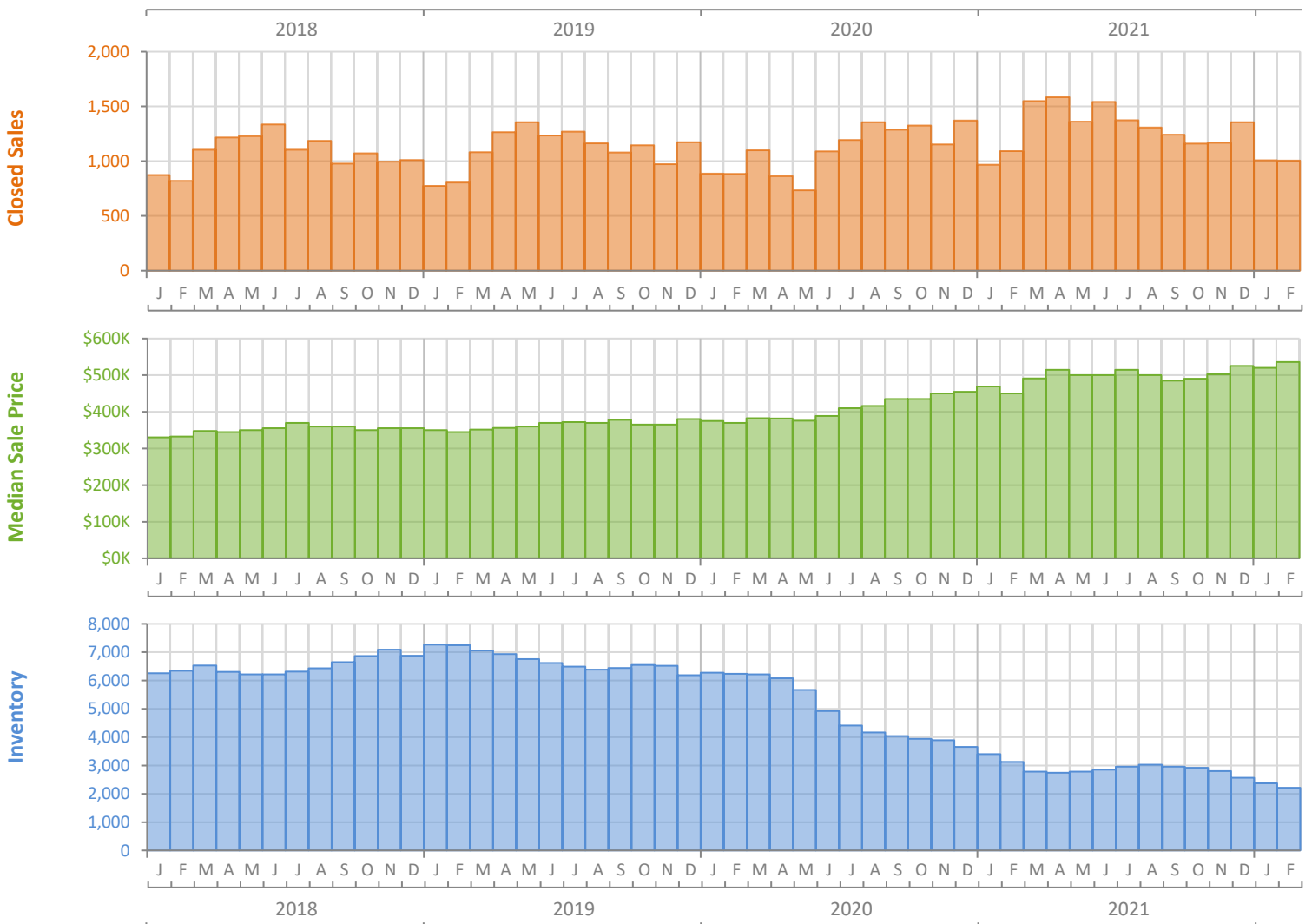
# Monthly Market Summary - February 2022

## Single-Family Homes

### Miami-Dade County



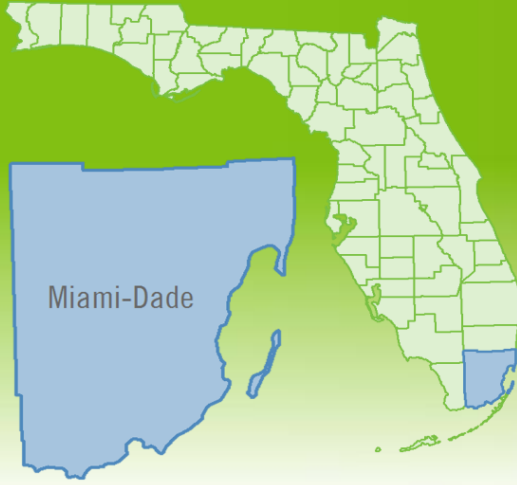
	February 2022	February 2021	Percent Change Year-over-Year
Closed Sales	1,007	1,093	-7.9%
Paid in Cash	277	224	23.7%
Median Sale Price	\$536,000	\$450,000	19.1%
Average Sale Price	\$957,658	\$933,279	2.6%
Dollar Volume	\$964.4 Million	\$1.0 Billion	-5.5%
Med. Pct. of Orig. List Price Received	98.7%	97.2%	1.5%
Median Time to Contract	25 Days	30 Days	-16.7%
Median Time to Sale	73 Days	79 Days	-7.6%
New Pending Sales	1,445	1,688	-14.4%
New Listings	1,519	1,594	-4.7%
Pending Inventory	2,579	3,113	-17.2%
Inventory (Active Listings)	2,212	3,128	-29.3%
Months Supply of Inventory	1.7	2.8	-39.3%



# Monthly Distressed Market - February 2022

## Single-Family Homes

### Miami-Dade County



		February 2022	February 2021	Percent Change Year-over-Year
Traditional	Closed Sales	985	1,076	-8.5%
	Median Sale Price	\$539,999	\$450,000	20.0%
Foreclosure/REO	Closed Sales	15	11	36.4%
	Median Sale Price	\$470,000	\$400,000	17.5%
Short Sale	Closed Sales	7	6	16.7%
	Median Sale Price	\$460,000	\$402,500	14.3%

