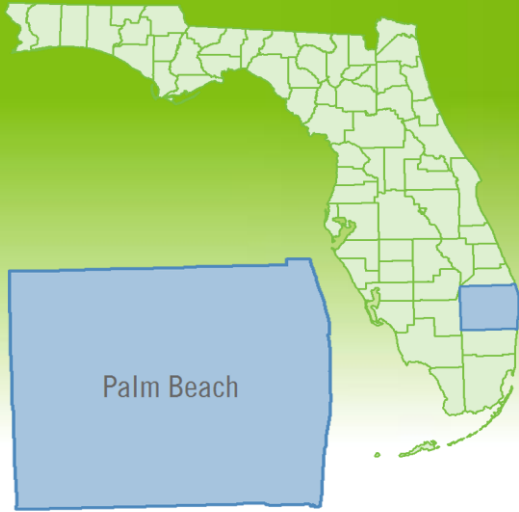


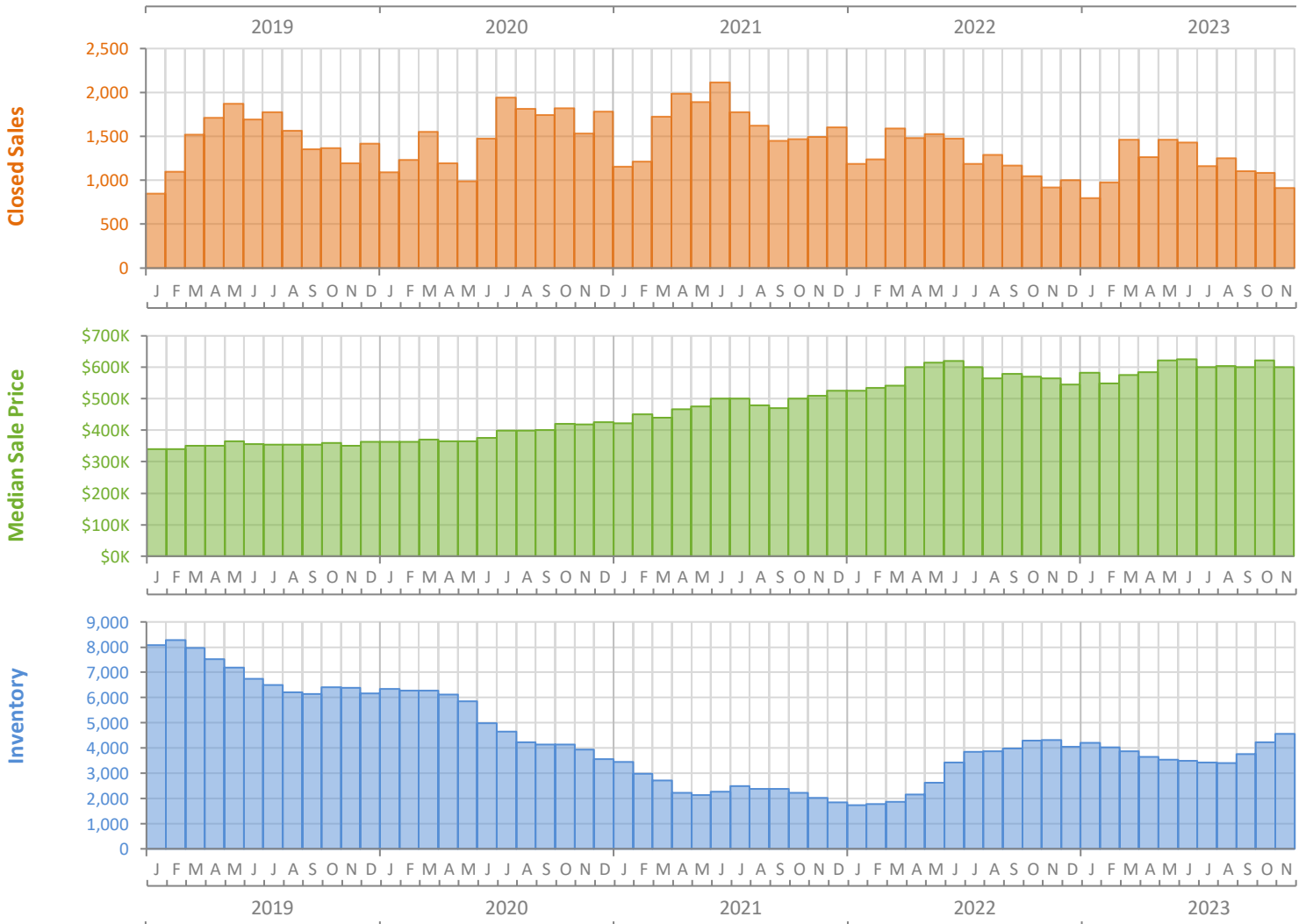
Monthly Market Summary - November 2023

Single-Family Homes

Palm Beach County



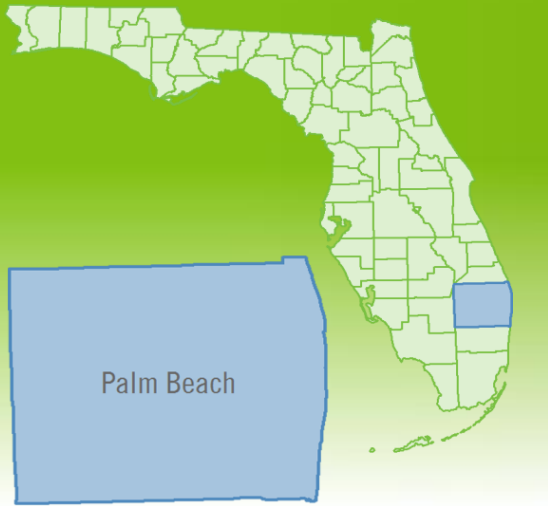
	November 2023	November 2022	Percent Change Year-over-Year
Closed Sales	914	920	-0.7%
Paid in Cash	428	412	3.9%
Median Sale Price	\$600,000	\$565,000	6.2%
Average Sale Price	\$926,528	\$900,203	2.9%
Dollar Volume	\$846.8 Million	\$828.2 Million	2.3%
Med. Pct. of Orig. List Price Received	95.6%	94.3%	1.4%
Median Time to Contract	24 Days	32 Days	-25.0%
Median Time to Sale	64 Days	75 Days	-14.7%
New Pending Sales	969	967	0.2%
New Listings	1,531	1,360	12.6%
Pending Inventory	1,494	1,537	-2.8%
Inventory (Active Listings)	4,568	4,322	5.7%
Months Supply of Inventory	3.9	3.3	18.2%



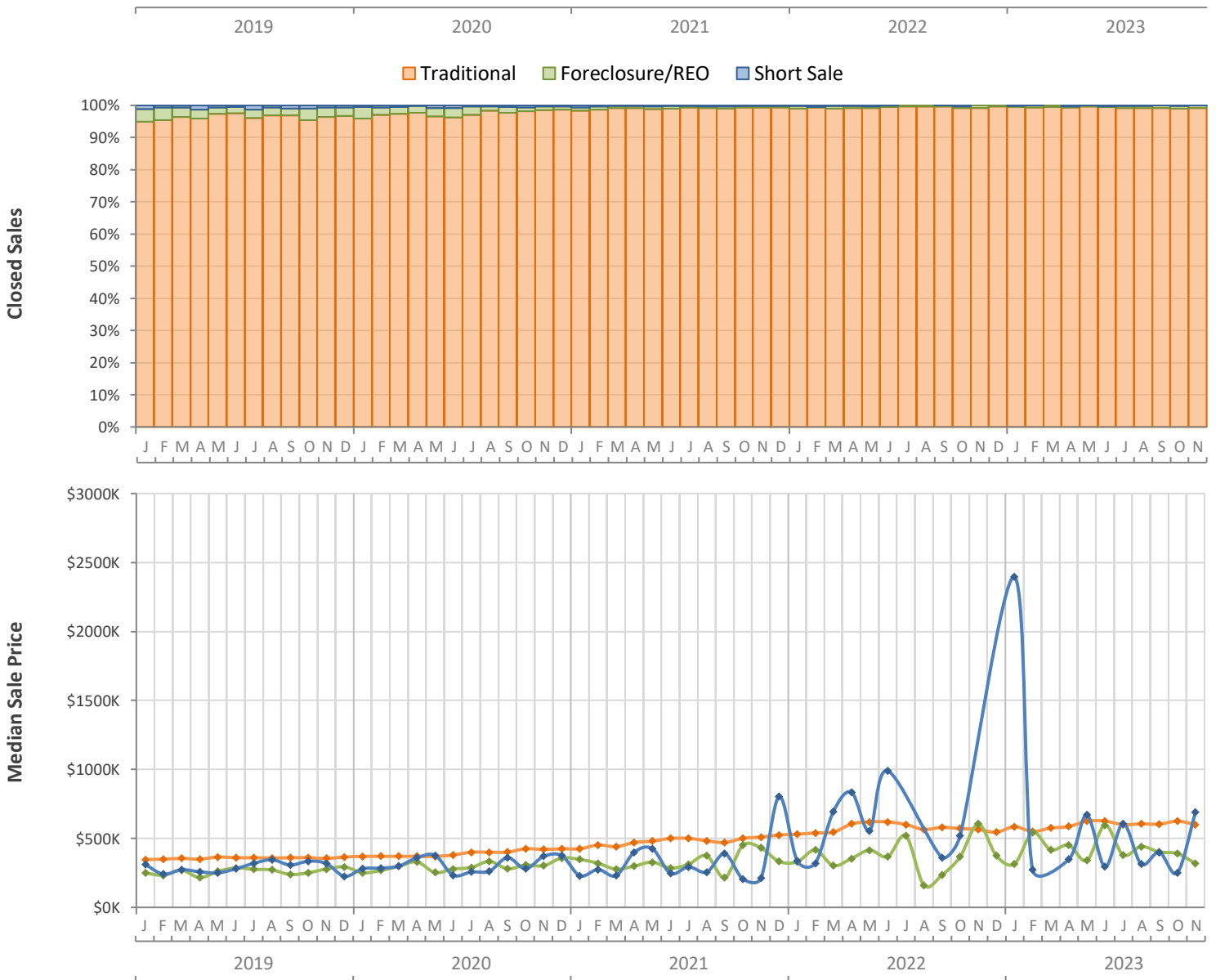
Monthly Distressed Market - November 2023

Single-Family Homes

Palm Beach County



		November 2023	November 2022	Percent Change Year-over-Year
Traditional	Closed Sales	907	913	-0.7%
	Median Sale Price	\$600,000	\$564,000	6.4%
Foreclosure/REO	Closed Sales	6	7	-14.3%
	Median Sale Price	\$318,500	\$605,000	-47.4%
Short Sale	Closed Sales	1	0	N/A
	Median Sale Price	\$690,000	(No Sales)	N/A



Produced by Florida REALTORS® with data provided by Florida's multiple listing services. Statistics for each month compiled from MLS feeds on the 15th day of the following month. Data released on Wednesday, December 20, 2023. Next data release is TBD.