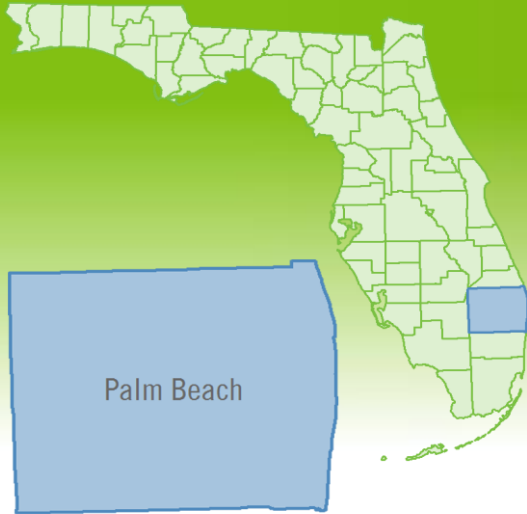


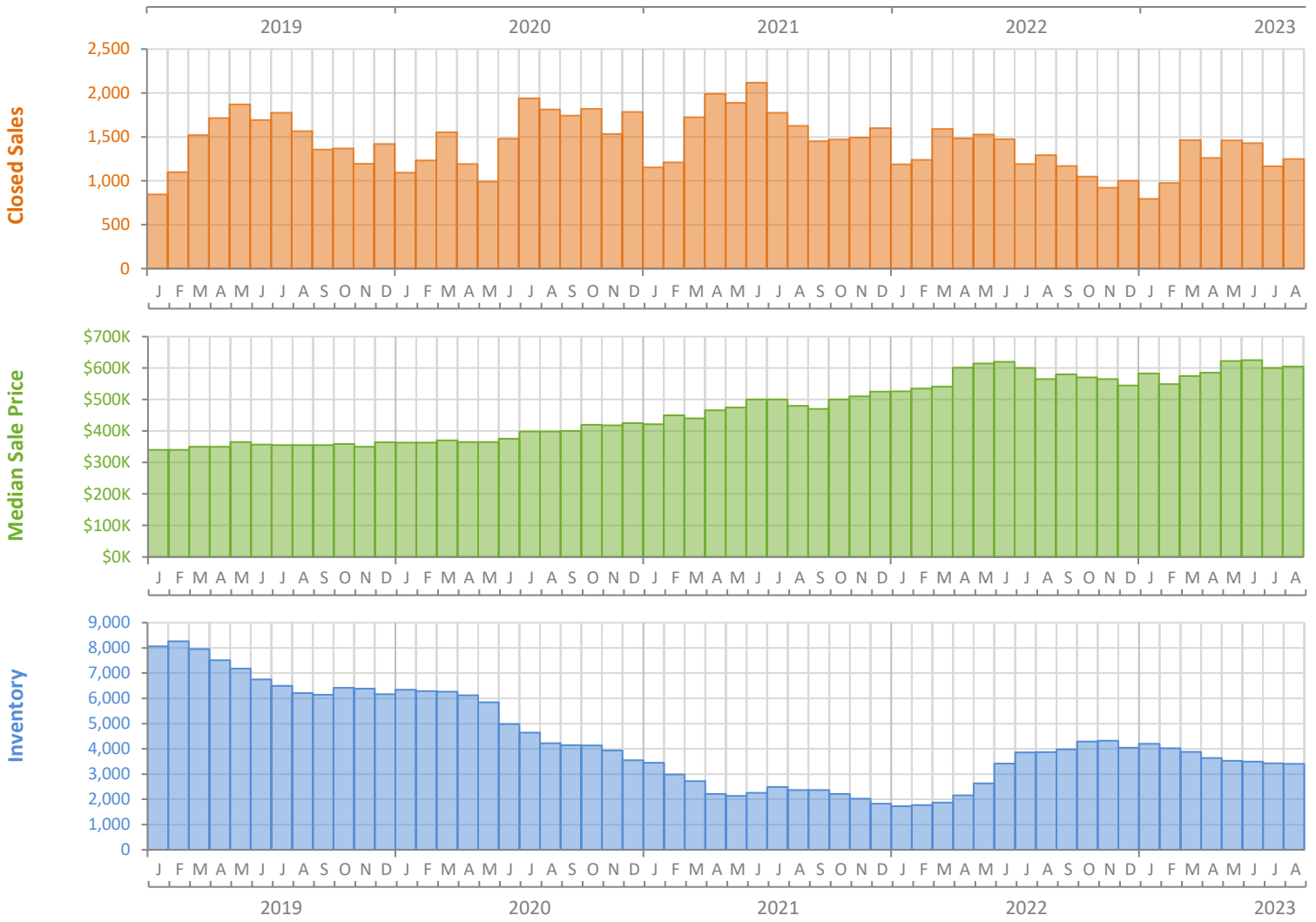
# Monthly Market Summary - August 2023

## Single-Family Homes

### Palm Beach County



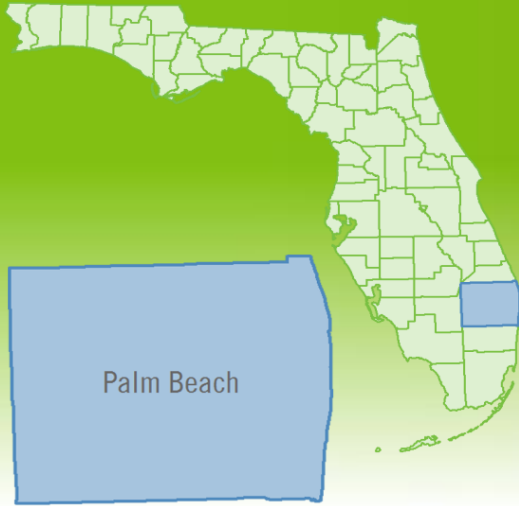
	August 2023	August 2022	Percent Change Year-over-Year
Closed Sales	1,249	1,292	-3.3%
Paid in Cash	534	531	0.6%
Median Sale Price	\$605,000	\$565,000	7.1%
Average Sale Price	\$895,426	\$882,972	1.4%
Dollar Volume	\$1.1 Billion	\$1.1 Billion	-2.0%
Med. Pct. of Orig. List Price Received	95.9%	96.8%	-0.9%
Median Time to Contract	24 Days	18 Days	33.3%
Median Time to Sale	70 Days	58 Days	20.7%
New Pending Sales	1,197	1,310	-8.6%
New Listings	1,481	1,709	-13.3%
Pending Inventory	1,748	1,922	-9.1%
Inventory (Active Listings)	3,405	3,865	-11.9%
Months Supply of Inventory	2.9	2.7	7.4%



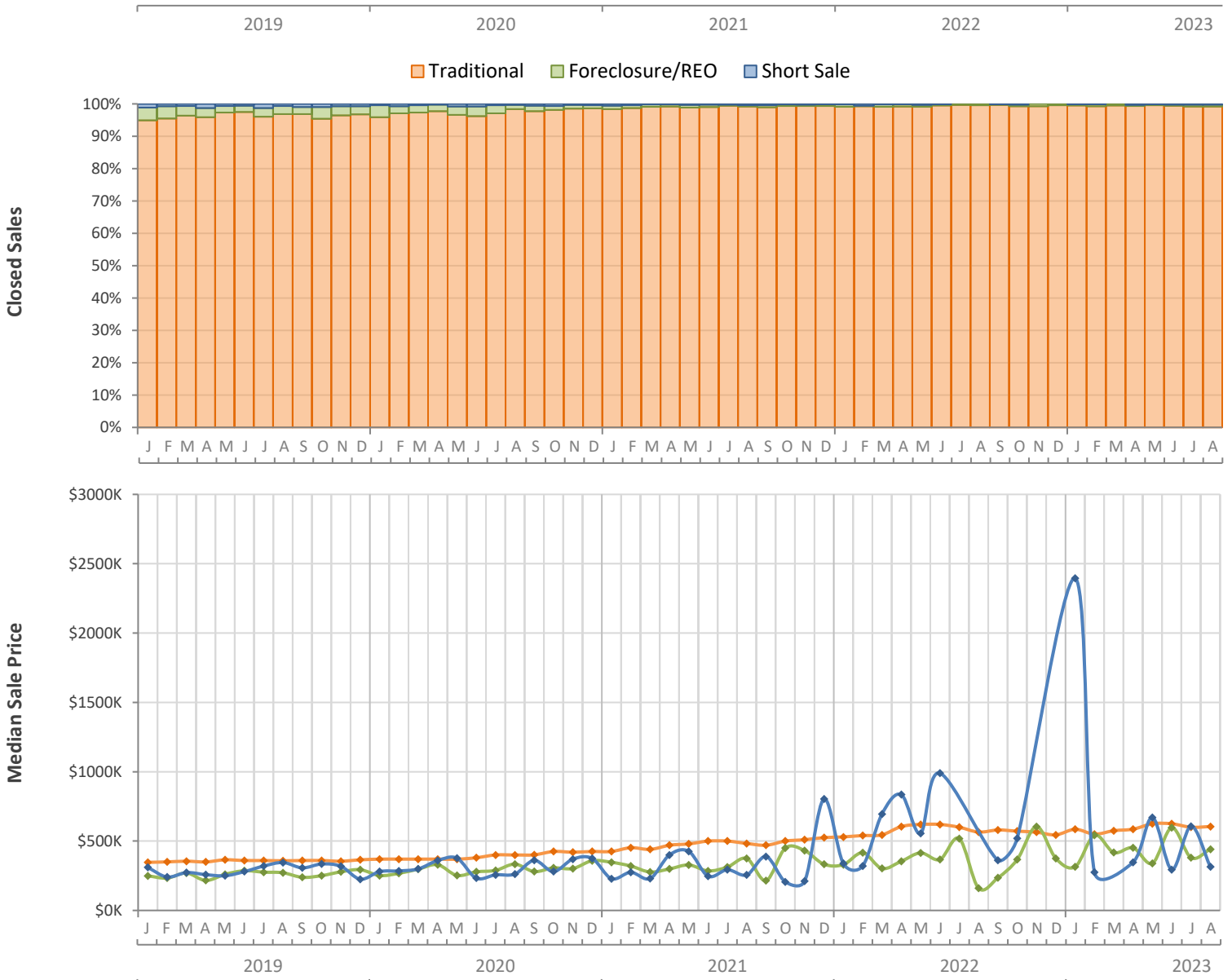
# Monthly Distressed Market - August 2023

## Single-Family Homes

### Palm Beach County



		August 2023	August 2022	Percent Change Year-over-Year
Traditional	Closed Sales	1,239	1,287	-3.7%
	Median Sale Price	\$605,000	\$565,000	7.1%
Foreclosure/REO	Closed Sales	7	5	40.0%
	Median Sale Price	\$441,500	\$160,440	175.2%
Short Sale	Closed Sales	3	0	N/A
	Median Sale Price	\$314,000	(No Sales)	N/A



Produced by Florida REALTORS® with data provided by Florida's multiple listing services. Statistics for each month compiled from MLS feeds on the 15th day of the following month. Data released on Thursday, September 21, 2023. Next data release is Thursday, October 19, 2023.