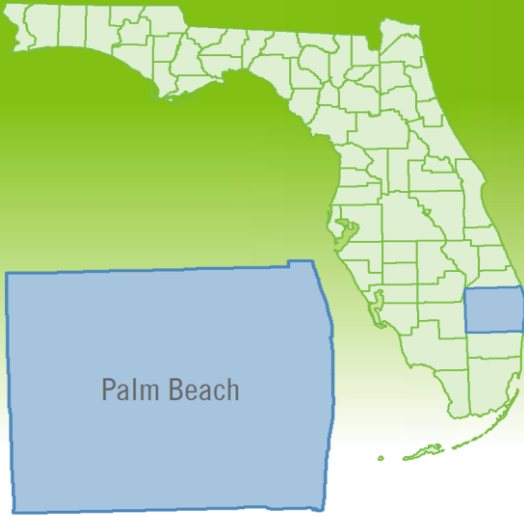


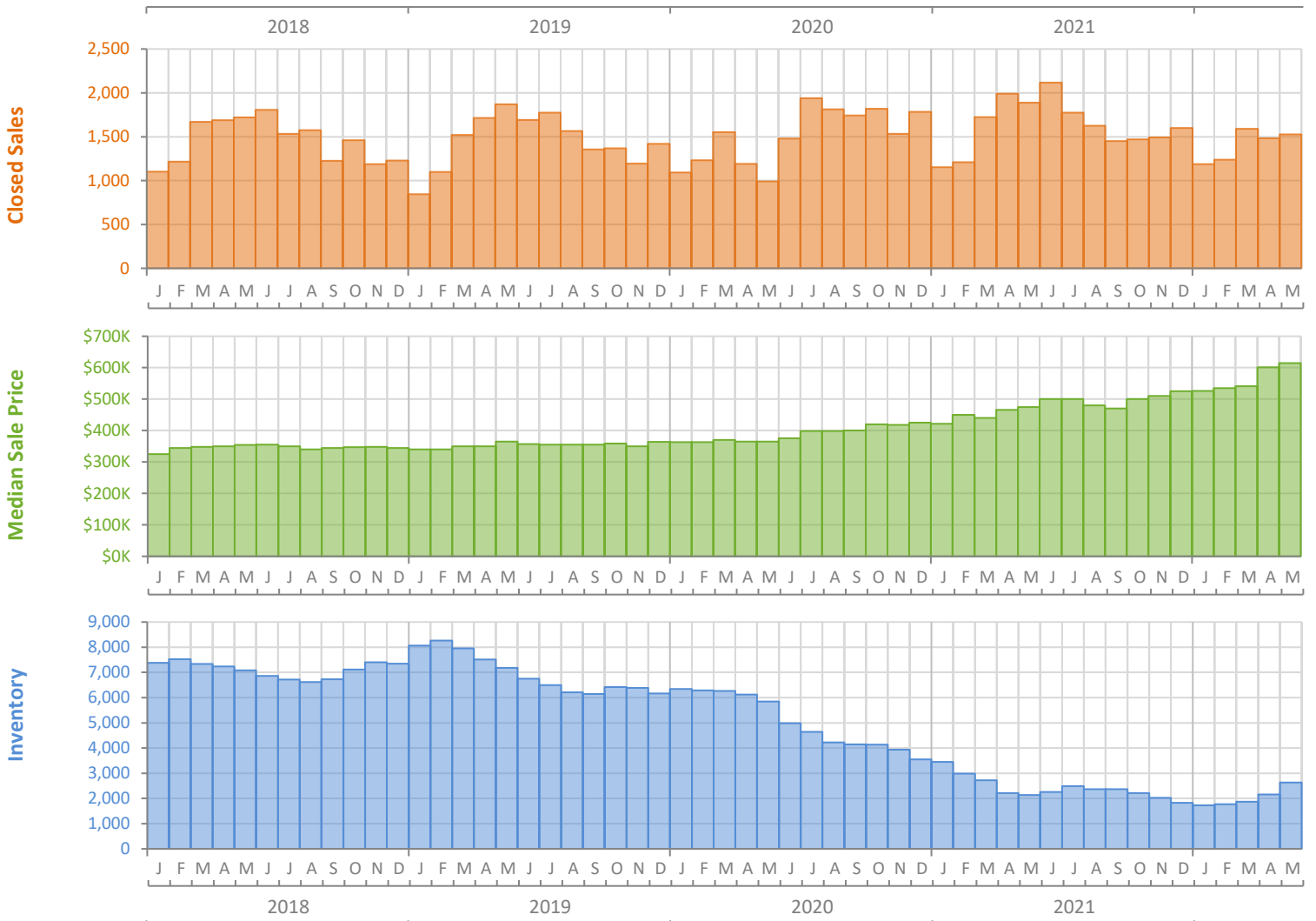
Monthly Market Summary - May 2022

Single-Family Homes

Palm Beach County



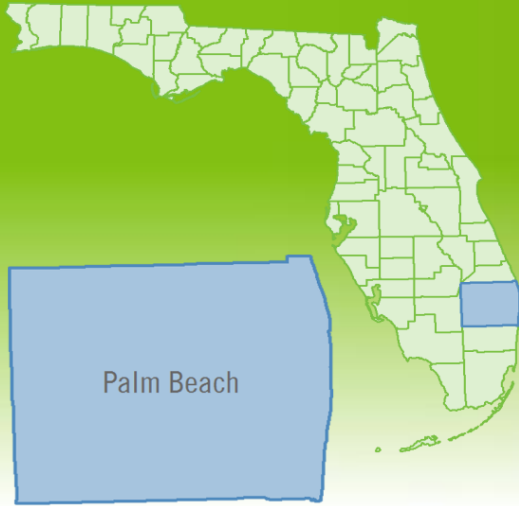
	May 2022	May 2021	Percent Change Year-over-Year
Closed Sales	1,527	1,890	-19.2%
Paid in Cash	750	835	-10.2%
Median Sale Price	\$615,000	\$475,000	29.5%
Average Sale Price	\$1,000,866	\$983,654	1.7%
Dollar Volume	\$1.5 Billion	\$1.9 Billion	-17.8%
Med. Pct. of Orig. List Price Received	100.0%	99.5%	0.5%
Median Time to Contract	11 Days	11 Days	0.0%
Median Time to Sale	51 Days	58 Days	-12.1%
New Pending Sales	1,509	2,016	-25.1%
New Listings	2,222	2,069	7.4%
Pending Inventory	2,502	3,652	-31.5%
Inventory (Active Listings)	2,631	2,138	23.1%
Months Supply of Inventory	1.7	1.3	30.8%



Monthly Distressed Market - May 2022

Single-Family Homes

Palm Beach County



		May 2022	May 2021	Percent Change Year-over-Year
Traditional	Closed Sales	1,513	1,869	-19.0%
	Median Sale Price	\$620,000	\$479,900	29.2%
Foreclosure/REO	Closed Sales	9	15	-40.0%
	Median Sale Price	\$415,000	\$328,000	26.5%
Short Sale	Closed Sales	5	6	-16.7%
	Median Sale Price	\$555,000	\$425,950	30.3%

