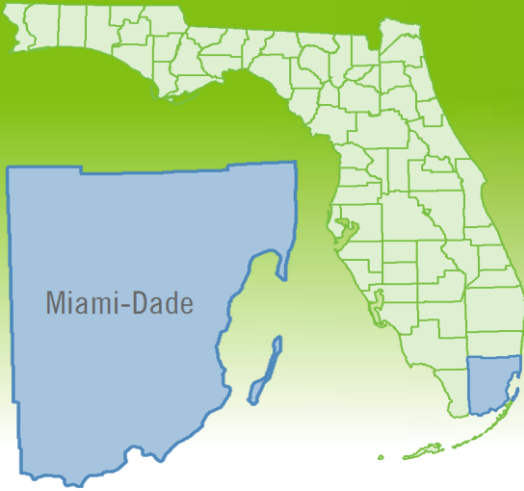


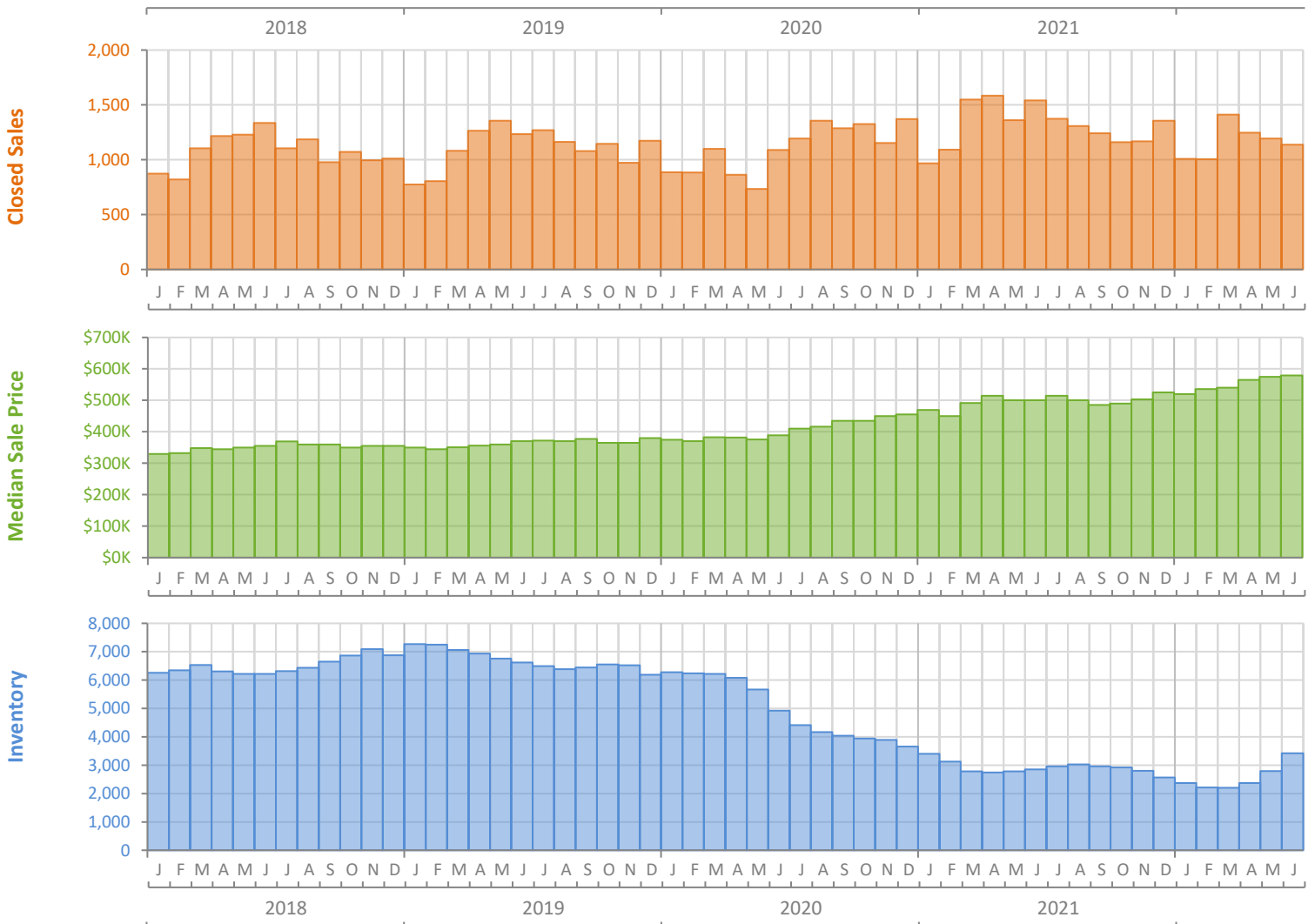
Monthly Market Summary - June 2022

Single-Family Homes

Miami-Dade County



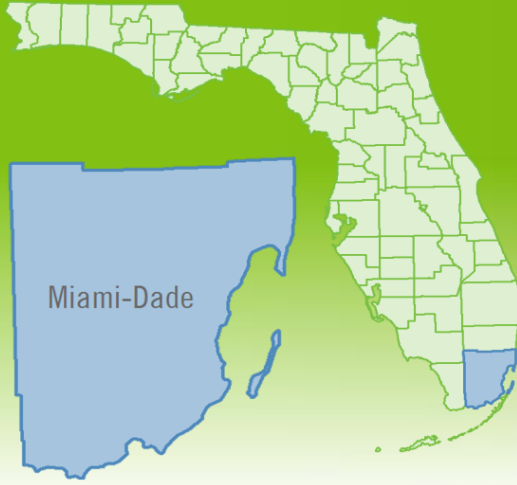
	June 2022	June 2021	Percent Change Year-over-Year
Closed Sales	1,139	1,542	-26.1%
Paid in Cash	344	400	-14.0%
Median Sale Price	\$579,000	\$500,000	15.8%
Average Sale Price	\$1,054,421	\$942,484	11.9%
Dollar Volume	\$1.2 Billion	\$1.5 Billion	-17.4%
Med. Pct. of Orig. List Price Received	100.0%	99.4%	0.6%
Median Time to Contract	15 Days	14 Days	7.1%
Median Time to Sale	60 Days	63 Days	-4.8%
New Pending Sales	1,057	1,507	-29.9%
New Listings	1,939	1,798	7.8%
Pending Inventory	1,903	2,924	-34.9%
Inventory (Active Listings)	3,422	2,853	19.9%
Months Supply of Inventory	2.8	2.2	27.3%



Monthly Distressed Market - June 2022

Single-Family Homes

Miami-Dade County



		June 2022	June 2021	Percent Change Year-over-Year
Traditional	Closed Sales	1,108	1,515	-26.9%
	Median Sale Price	\$585,000	\$500,000	17.0%
Foreclosure/REO	Closed Sales	22	14	57.1%
	Median Sale Price	\$352,500	\$400,200	-11.9%
Short Sale	Closed Sales	9	13	-30.8%
	Median Sale Price	\$395,000	\$327,000	20.8%

